

Parking contraventions

The parking contraventions enforced in Dacorum Borough Council in 2019/20, together with their penalty charges are shown on the following pages, together with the observation or grace periods allowed before the penalty can be issued.

Contraventions and how to avoid Penalty Charge Notices

The best way to deal with a Penalty Charge Notice is to avoid being issued with one in the first place. Below is a list of contraventions enforced and some general guidance on how you can ensure that your vehicle is legally parked.

Observation Periods

The Council has adopted a policy of allowing set observation periods in relation to some contraventions in an attempt to ensure that motorists are not penalised when they may be conducting some form of genuine and permitted operation, such as loading and unloading. These times are pre-set into the Civil Enforcement Officer's hand-held computers and Penalty Charge Notices cannot physically be generated until the observation period has elapsed. However, some contraventions may have potentially serious consequences or there may be a need to protect the bays for designated users, such as blue badge holders. In these instances a Penalty Charge Notice is issued instantly. Observation times are not a legal requirement and are entirely at the discretion of the Council.

Grace Periods

From 6th April 2015, the law required that a Penalty Charge Notice must not be issued to a vehicle which has stayed in a permitted parking place on a road or in a local authority car park beyond the permitted parking period for a period of time not exceeding ten minutes. The law applies both on-street and off-street whether the period of parking is paid for or free. However, if a vehicle is parked unlawfully, for example, without any payment for parking at all or out of a marked bay, the grace period would not apply. Grace periods similarly do not apply to restricted and prohibited parking areas, such as yellow lines.






Higher and Lower Rate Contraventions








The Secretary of State has agreed that authorities must set two levels of penalty charges with the higher level applying to the more serious contraventions. There is a perceived unfairness of receiving the same penalty regardless of the seriousness of the contravention. For this reason, and in order to emphasise the traffic management purposes of Civil Parking Enforcement, enforcement authorities must apply different parking penalties to different contraventions.


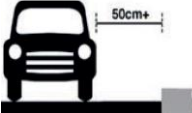





Higher Rate - £70



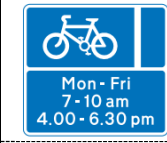


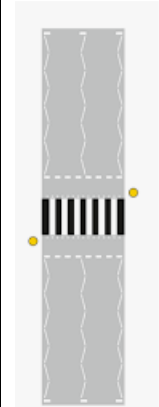
Lower Rate - £50

On-street





Code	Contravention	Advice	Contravention band
01 	Parked in a restricted street during prescribed hours	<p>When parking on single yellow lines read the sign plate during prescribed hours indicating the times that waiting is prohibited. In Controlled Parking Zones no sign will be present and the restriction will be effective during the same controlled hours of the zone. These times are shown on the zone entry signs. Double yellow lines do not require a time plate and prohibit waiting at all times. You may only wait on these lines if you are carrying out loading/unloading or allowing passengers to board or alight. Blue badge holders may wait on yellow lines for up to 3 hours but must ensure that their clock is correctly set and prominently displayed.</p> <p>It is not uncommon for restrictions to change or for times to differ on opposite sides of the road so read all signs present carefully</p>	<p>Higher Rate</p> <p>Observation period: 2 minutes</p>
02 	Parked or loading /unloading in a restricted street where waiting or unloading restrictions are in force	<p>You must not wait at a location where loading restrictions are in force. They apply to both single and double yellow lines and will be supported by signage and yellow chevrons on the kerb. A single chevron denotes a loading restriction between specific times and a double chevron prohibits loading at all times. Blue badge holders are not permitted to park where loading is prohibited.</p>	<p>Higher Rate</p> <p>Observation period: None</p>
05 	Parked after expiry of paid for time	<p>Ensure that you purchase adequate time to allow for the duration of your stay and move your vehicle following expiry of the pay and park session. Any voucher relied upon must be correctly validated and you should check that all tickets or vouchers displayed are clearly visible before leaving your vehicle, particularly after closing doors. Blue badge holders may park in pay and park bays or shared use bays without any time restriction.</p>	<p>Lower Rate</p> <p>Grace Period: 10 minutes</p>
07 	Parked with payment made to extend the stay beyond initial time	<p>Ensure that you purchase adequate time to cover the duration of your stay. Upon expiry of the parking session the vehicle must be moved to another location. Do not purchase any additional parking time beyond the initial parking session paid for.</p>	<p>Lower Rate</p> <p>Grace Period: 10 minutes from expiry time of original pay and park session obtained</p>
11 	Parked without payment of the parking charge	<p>Read all signage so that you are aware of the times and charges that apply. Ensure that you enter your registration number in the pay and park machine followed by the time you wish to park for and payment made prior to leaving your vehicle in the car park. Blue badge holders must make payment unless signage specifies to the contrary.</p>	<p>Lower Rate</p> <p>Observation period: 5 minutes</p>

<p>12</p> 	<p>Parked in a residents' or shared use parking place or zone without a valid virtual permit or clearly displaying a valid physical permit or voucher or pay and display ticket issued for that place where required, or without payment of the parking charge</p>	<p>Read all the applicable signage upon entering the Controlled Parking Zone and any signs alongside the bays that you wish to park within. This will tell you when the restrictions are in force and if they apply. Ensure that all visitor vouchers relied upon are correctly validated and displayed, virtual visitor session registered or pay and park session obtained. Blue badge holders may park in shared use and pay and park bays without time limit.</p>	<p>Higher Rate</p> <p>Observation period: 5 minutes</p>
<p>16</p> 	<p>Parked in a permit space or zone without a valid virtual permit or clearly displaying a valid physical permit where required</p>	<p>Read all applicable signage and any signs alongside the bays that you wish to park in. This will tell you if the selected bay is reserved for permit holders or if a permit is required. Ensure that any permit relied upon is correctly displayed prior to leaving your vehicle. A blue badge is not a permit and does not allow parking in a permit bay.</p>	<p>Higher Rate</p> <p>Observation period: 5 minutes</p>
<p>19</p> 	<p>Parked in a residents' or shared use parking place or zone with an invalid virtual permit or displaying an invalid physical permit or voucher or pay and display ticket, or after the expiry of paid for time</p>	<p>Read all applicable signage upon entering a controlled parking zone and any signs alongside the bays that you wish to park within. This will tell you when the restrictions are in force and if they apply. Ensure that all visitor vouchers relied upon are correctly validated and displayed, virtual visitor session registered or pay and park session obtained. Blue badge holders may park in shared use and pay and park bays without time limit.</p>	<p>Lower Rate</p> <p>Grace period: 10 minutes</p>
<p>21</p> 	<p>Parked wholly or partly in a suspended bay or space</p>	<p>Ensure that you read the signage at the location where wish to park. This will tell you which bays have been suspended and the times and dates that parking is prohibited, No vehicle is permitted to park within a suspended bay unless they have been granted express permission to do so.</p>	<p>Higher Rate</p> <p>Observation period: None</p>
<p>22</p> 	<p>Re-parked in the same parking place or zone within one hour after leaving</p>	<p>Ensure that you read any applicable signage alongside the location within the no return period stated. Upon expiry of any paid for or permitted time ensure that the vehicle is moved to another location and is not returned within any no return period stated.</p>	<p>Lower Rate</p> <p>Observation period: None</p>
<p>23</p> 	<p>Parked in a parking place or area not designated for that class of vehicle</p>	<p>Ensure that you read any applicable signage alongside the location where you wish to park. Do not park in bays which are marked for the use of specified vehicles, such as motorcycles, unless you are driving that class of vehicle or don't park a lorry in a parking space designated for cars and motor cycles only.</p>	<p>Higher Rate</p> <p>Observation period: 5 minutes</p>
<p>24</p> 	<p>Not parked correctly within the markings of the bay or space</p>	<p>Ensure that you check that your vehicle is correctly parked prior to leaving the location where you have parked. You should seek alternative parking in the event that all the wheels of your vehicle cannot fit fully within the bay markings.</p>	<p>Lower Rate</p> <p>Observation period: None</p>

<p>25</p> 	<p>Parked in a loading place or bay during restricted hours without loading</p>	<p>Only park within a loading bay when you have a genuine need to load or unload goods. Ensure that you have read the signage indicating when loading is permitted or prohibited. Any loading should be necessary and not simply convenient. Blue badge holders are not permitted to park within these bays, other than to load and unload.</p>	<p>Higher Rate Observation period: 5 minutes</p>
<p>26</p> 	<p>Parked in a special enforcement area more than 50 cm from the edge of the carriageway and not within a designated parking place</p>	<p>Park close to the kerb or edge of the highway</p>	<p>Higher Rate Observation period: None</p>
<p>27</p> 	<p>Parked in a special enforcement area adjacent to a footway, cycle track or verge lowered to meet the level of the carriageway</p>	<p>Ensure that you are aware of the presence of dropped kerbs when parking your vehicle, both those provided as pedestrian crossing points and those allowing vehicular access to residential or commercial driveways.</p>	<p>Higher Rate Observation period: 5 minutes</p>
<p>28</p> 	<p>Parked in a special enforcement area on part of the carriageway raised to meet the level of a footway, cycle track or verge</p>	<p>Ensure that you are aware of the presence of raised tables when parking your vehicle, both those provided as pedestrian crossing points and those allowing vehicular access to pedestrian precincts for example.</p>	<p>Higher Rate Observation period: 5 minutes</p>
<p>30</p> 	<p>Parked for longer than permitted</p>	<p>Read the signage and take note of the permitted length of stay and no return period. Ensure that your vehicle is moved to another location upon expiry of the stated period. Blue badge holders may park in free bays without time restriction.</p>	<p>Lower Rate Grace Period: 10 minutes</p>
<p>40</p> 	<p>Parked in a designated disabled person's parking place without displaying a valid disabled person's badge in the prescribed manner</p>	<p>Only park within a disabled bay if you are the holder of a valid blue badge or conveying the badge holder. Read all signage and ensure that you are aware of the times that blue badge parking is permitted. Ensure that the blue badge and time clock are clearly and correctly displayed before leaving the vehicle. Blue badge holders should not park within a disabled bay situated within a controlled parking zone unless they also hold a valid residents permit.</p>	<p>Higher Rate Observation period: None</p>
<p>45</p> 	<p>Stopped on a taxi rank</p>	<p>Only park within a taxi rank if you are driving a licensed Dacorum Hackney Carriage. Taxi drivers should only leave their vehicle unattended where it is absolutely necessary to provide assistance to passengers. Read all applicable signage to ensure that you are aware of the times the rank permits or prohibits.</p>	<p>Higher Rate Observation period: Taxis – 10 minutes Others – None</p>

<p>47</p> 	<p>Stopped on a restricted bus stop or stand</p>	<p>No vehicle other than a bus may wait within a bus stop or bus stand</p>	<p>Higher Rate</p> <p>Observation period: None</p>
<p>48</p>	<p>Stopped in a restricted area outside a school, a hospital or a fire, police or ambulance station when prohibited</p>	<p>Read all signage to ensure that you are aware of the days and times that the restriction applies. No vehicle is permitted to wait on zig-zag restrictions outside of a school under any circumstances and penalty charge notices will be issued instantly on all occasions.</p>	<p>Higher Rate</p> <p>Observation period: None</p>
			
<p>49</p> 	<p>Parked wholly or partly on a cycle track or lane</p>	<p>Ensure that you check all visible signage and road markings at the location where you wish to park your vehicle and that you are not parked causing an obstruction to the cycle track.</p>	<p>Higher Rate</p> <p>Observation period: None</p>
<p>55</p> 	<p>A commercial vehicle parked in a restricted street in contravention of the Overnight Waiting Ban</p>	<p>All vehicles in excess of 5 tonnes are excluded from waiting on yellow lines when this restriction is in force. It includes vans or other hired vehicles that exceed the weight limit. Read the signage and ensure that you are aware of the times that the restriction is effective.</p>	<p>Higher Rate</p> <p>Observation period: None</p>
<p>56</p> 	<p>Parked in contravention of a commercial vehicle waiting restriction</p>	<p>All vehicles in excess of 5 tonnes are excluded from waiting at a location when this restriction is in force. It includes vans or other hired vehicles that exceed the weight limit. Read the signage and ensure that you are aware of the times that the restriction is effective.</p>	<p>Higher Rate</p> <p>Observation period: None</p>
<p>99</p> 	<p>Stopped on a pedestrian crossing or crossing area marked by zigzags</p>	<p>No vehicle should stop on the zig-zag markings at a pedestrian crossing for any reason. You should be aware that this contravention is also considered to be a traffic offence and a Fixed Penalty Notice may be issued by the Police.</p>	<p>Higher Rate</p> <p>Observation period: None</p>






Off-street (car parks)








Code	Contravention	Advice	Contravention band
<p>70</p> 	Parked in a loading place or bay during restricted hours without loading	You must not wait in a loading area unless you have a genuine need to load or unload. Always check all signage to ensure that you are parked within a permitted bay and you are aware of the times that loading restrictions may apply.	<p>Higher Rate</p> <p>Observation period: 5 minutes</p>
<p>71</p> 	Parked in an electric vehicles' charging place during restricted hours without charging	Ensure that you check all signage and bay markings at the location where you wish to park. This will tell you if the selected location is reserved for electric vehicles whilst charging. You should seek alternative parking if the purpose does not apply to your vehicle.	<p>Higher Rate</p> <p>Observation period: None</p>
<p>73</p> 	Parked without payment of the parking charge	Read all signage so that you are aware of the times and charges that apply. Ensure that you enter your registration number in the pay and park machine followed by the time you wish to park for and payment made prior to leaving your vehicle in the car park. Blue badge holders must make payment unless signage specifies to the contrary.	<p>Lower Rate</p> <p>Observation period: 5 minutes</p>
<p>74</p> 	Using a vehicle in a parking place in connection with the sale or offering or exposing for sale of goods when prohibited	It is not permissible to sell or offer for sale any goods by using any vehicle within a Council car park, without the express permission of the Council.	<p>Higher Rate</p> <p>Observation period: None</p>
<p>80</p>	Parked for longer than permitted	Read the signage and take note of the permitted length of stay and no return period. Ensure that your vehicle is moved to another location upon expiry of the permitted period.	<p>Lower Rate</p> <p>Grace period: 10 minutes</p>

Charges

Monday-Sunday 8am-6pm
Maximum stay 4 hours

Up to and including 4 hours Free

<p>81</p>	<p>Parked in a restricted area in a car park</p>	<p>Ensure that you check all markings and signs at the location where you wish to park your vehicle. Do not park within hatched areas or any space which is signed as prohibited.</p>	<p>Higher Rate Observation period: 5 minutes</p>
<p>82</p> 	<p>Parked after the expiry of paid for time</p>	<p>Ensure that you purchase adequate time to allow for the entire duration of your stay and move your vehicle upon expiry of the pay and park session.</p>	<p>Lower Rate Grace period: 10 minutes</p>
<p>83</p> 	<p>Parked in a car park without clearly displaying a valid pay & display ticket or voucher or parking clock</p>	<p>If not purchasing a pay and park session, ensure that all relevant parking documents are correctly displayed prior to leaving your vehicle, particularly after closing doors.</p>	<p>Lower Rate Observation period: 5 minutes</p>
<p>84</p> 	<p>Parked with payment made to extend the stay beyond initial time (meter feeding)</p>	<p>Ensure that you purchase adequate time to allow for the entire duration of your stay. Upon expiry of the time paid for the vehicle must be moved to another location. Do not purchase any additional parking sessions beyond the initial parking session paid for.</p>	<p>Lower Rate Observation period: None</p>
<p>85</p> 	<p>Parked without a valid virtual permit or clearly displaying a valid physical permit where required</p>	<p>Read all applicable signage and any signs alongside the bays that you wish to park in. This will tell you if the selected bay is reserved for permit holders or if a permit is required. Ensure that any permit relied upon is correctly displayed prior to leaving your vehicle. A blue badge is not a permit and does not allow parking in a permit bay.</p>	<p>Higher Rate Observation period: 5 minutes</p>
<p>86</p> 	<p>Not parked correctly within the markings of a bay or space</p>	<p>Ensure that you check that your vehicle is correctly parked prior to leaving the location where you have parked. You should seek alternative parking in the event that all the wheels of the vehicle cannot fit fully within the bay markings.</p>	<p>Lower Rate Observation period: None</p>

<p>87</p> 	<p>Parked in a designated disabled person's parking place without displaying a valid disabled person's badge in the prescribed manner</p>	<p>Only park within a disabled bay if you are the holder of a blue badge or conveying the badge holder. Read all signage and check bay markings to ensure that the bay is not reserved for use.</p>	<p>Higher Rate Observation period: None</p>
<p>89</p> 	<p>Vehicle parked exceeds maximum weight or height or length permitted</p>	<p>Read the signage within the car park, which will state any weight, height or length restrictions that may apply. Seek alternative parking if your vehicle exceeds any of the restrictions shown.</p>	<p>Higher Rate Observation period: None</p>
<p>90</p> 	<p>Re-parked in the same car park within two hours after leaving</p>	<p>Ensure that you have read the signage and do not return to any location within the no return period stated. Upon expiry of any paid for or permitted time ensure that the vehicle is moved to another location and is not returned within any no return period stated.</p>	<p>Lower Rate Observation period: None</p>
<p>91</p> 	<p>Parked in a car park or area not designated for that class of vehicle</p>	<p>Ensure that you check all signage and bay markings at the bay where you wish to park. Do not park in bays marked for a specific type of vehicle, such as motorcycles, unless you are driving that type of vehicle.</p>	<p>Higher Rate Observation period: 5 minutes</p>
<p>92</p> 	<p>Parked causing an obstruction</p>	<p>Ensure that you only park within marked and designated bays within a car park. Do not park in hatched or restricted areas or outside of bay markings.</p>	<p>Lower Rate Observation period: None</p>
<p>CAR PARK CLOSED - A Penalty Charge Notice will be issued to any vehicle parked in this car park</p>			
<p>95</p> 	<p>Parked for a purpose other than designated</p>	<p>Ensure that you check all signage and bay markings at the location where you wish to park. This will tell you if the selected location is reserved for a specific purpose. You should seek alternative parking if the purpose does not apply to your vehicle.</p>	<p>Lower Rate Observation period: 5 minutes</p>
<p>96</p> 	<p>Parked with engine running where prohibited</p>	<p>To reduce our carbon and nitrogen oxides emissions to protect our environment and reduce our impact on global warming, ensure you only keep your engine on to manoeuvre your vehicle into and out of a parking bay. Do not keep the engine running to keep the heating on in cold weather or the air conditioning on in hot weather.</p>	<p>Lower Rate Observation period: None</p>