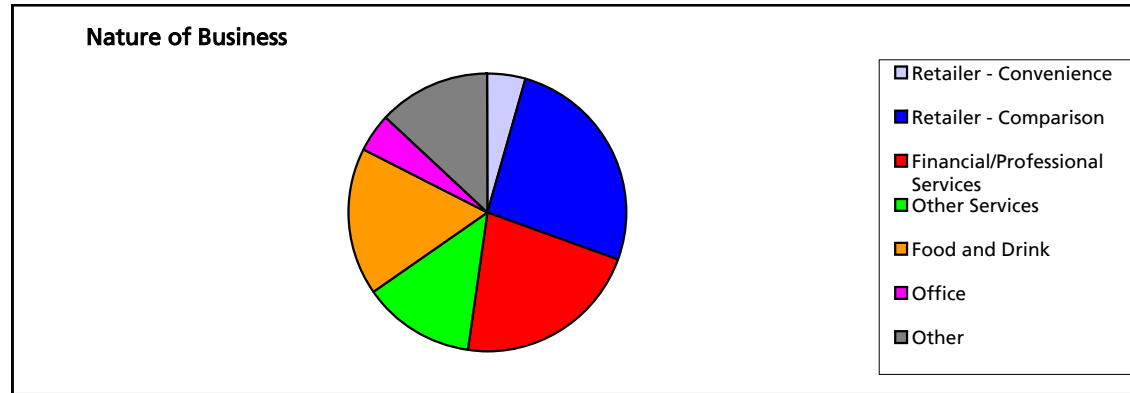


## Tring Town Centre Businesses Survey 2005

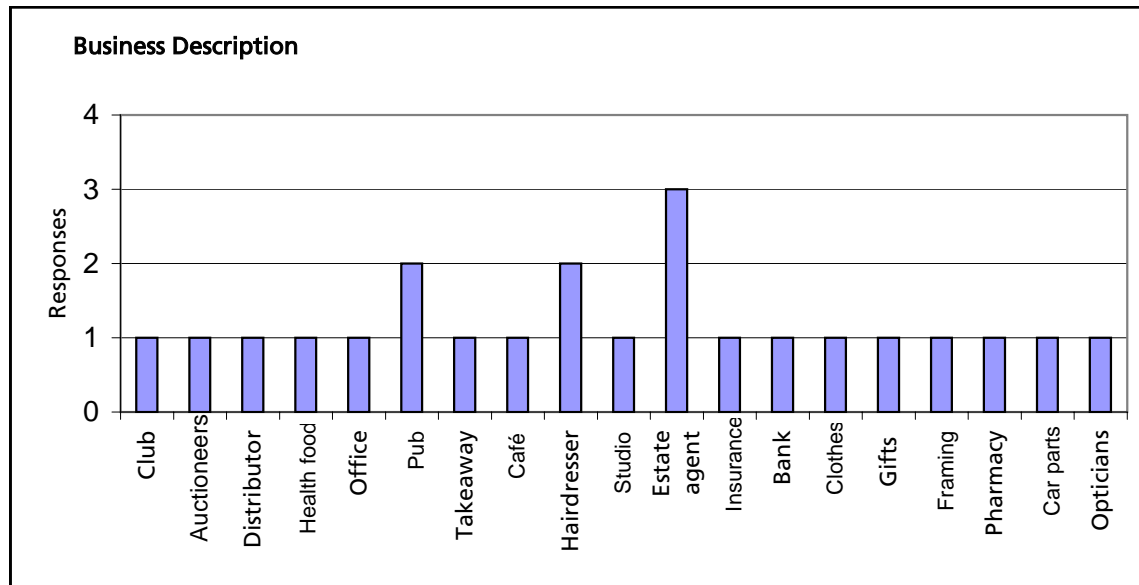
### Nature of Businesses

Nature of Businesses Surveyed	Number
Retailer - Convenience	1
Retailer - Comparison	6
Financial/Professional Services	5
Other Services	3
Food and Drink	4
Office	1
Other	3



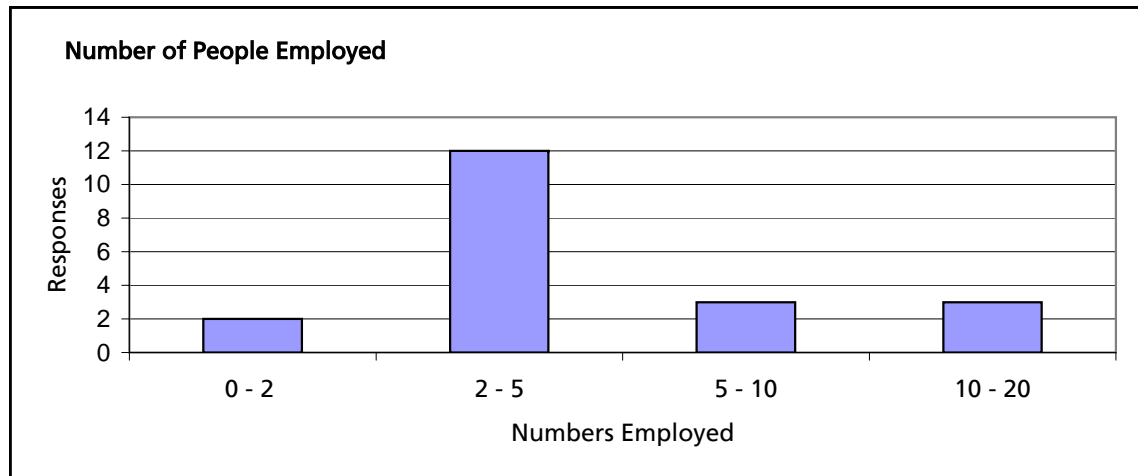
### Business Description

Business Description	Number
Club	1
Auctioneers	1
Distributor	1
Health food	1
Office	1
Pub	2
Takeaway	1
Café	1
Hairdresser	2
Studio	1
Estate agent	3
Insurance	1
Bank	1
Clothes	1
Gifts	1
Framing	1
Pharmacy	1
Car parts	1
Opticians	1



**People Employed**

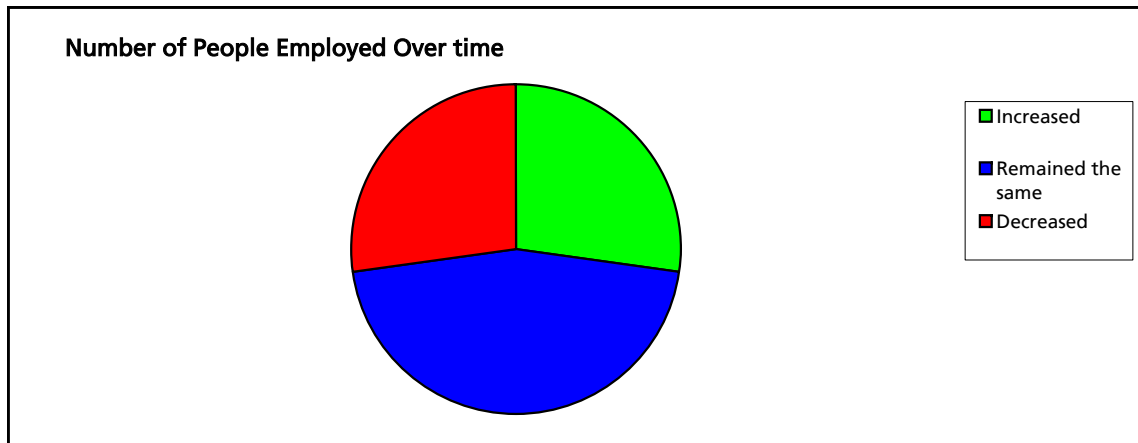
Number of People Employed	Number
0 - 2	2
2 - 5	12
5 - 10	3
10 - 20	3



**Number of People Employed over time**

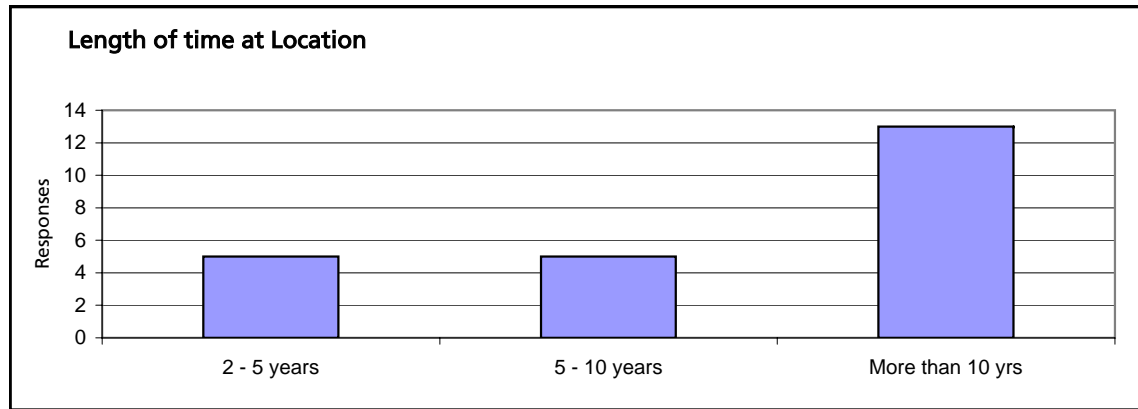
Businesses whose number of people employed has:

Increased	6
Remained the same	10
Decreased	6



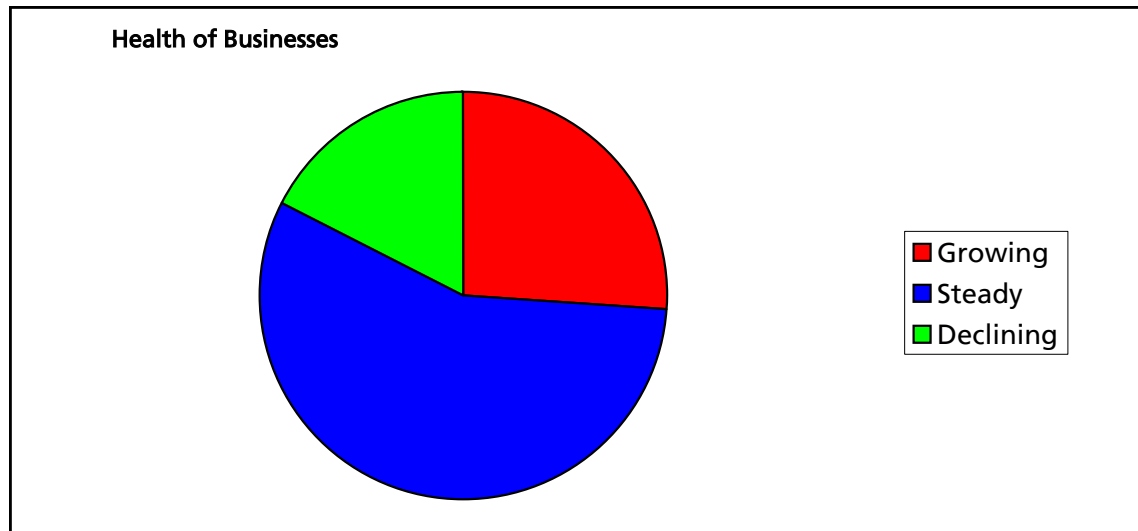
**Length of time at Current Location**

Length of Time Business has been at its current address	Number
2 - 5 years	5
5 - 10 years	5
More than 10 yrs	13



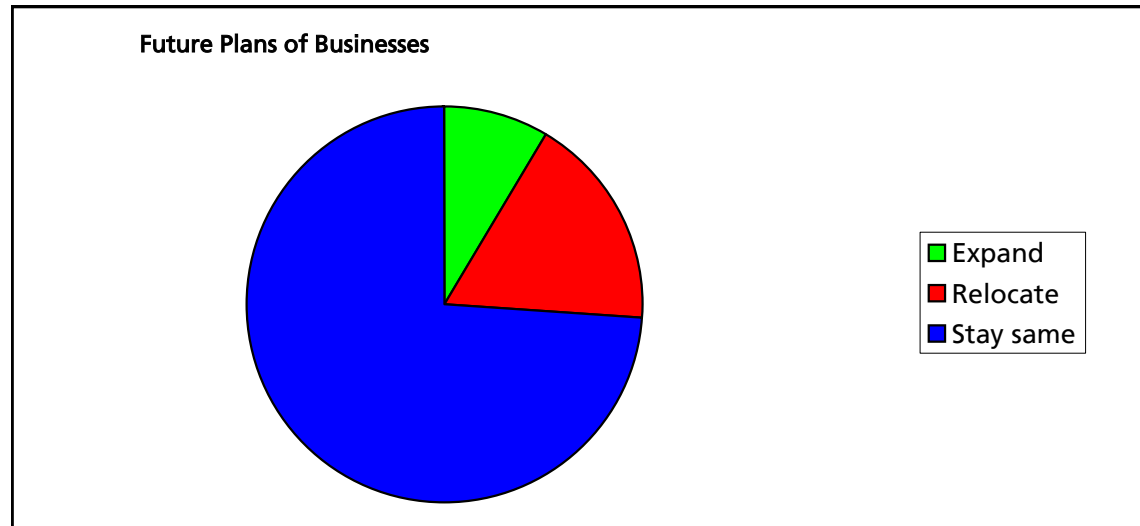
**Business Health**

Number of businesses:	Number
Growing	6
Steady	13
Declining	4



### Future Plans

Businesses which are planning to	Number
Expand	2
Relocate	4
Stay same	17



### Summary

A total of 23 businesses within Tring responded to this questionnaire.

26% of respondents to the questionnaire were from comparison retailers. 22% came from the financial and professional service sector. There was only one convenience good retailer respondent.

A majority of respondents worked in businesses which employed between two and five people. No respondents worked in a businesses which employed over twenty people.

45% of respondents claim that the number of people they employ has remained the same over time.

57% of the businesses who responded have been at their current address for more than ten years

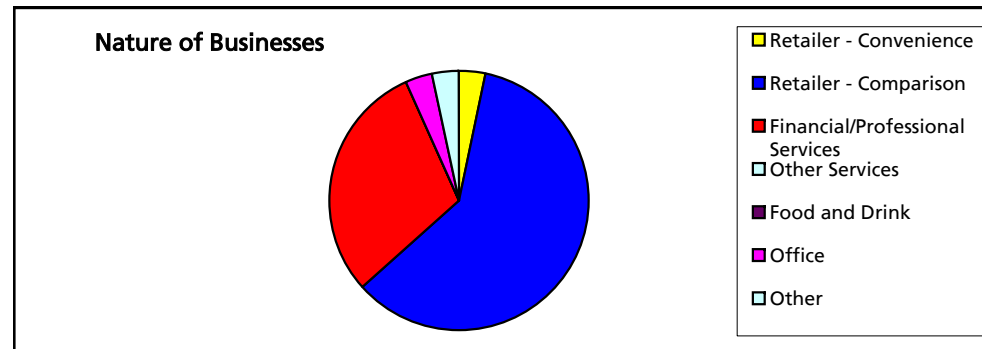
57% of respondents describe their level of business as steady.

A majority of businesses are planning to stay in the same location, only 26% are planning to expand or relocate

## Berkhamsted Town Centre Businesses Survey 2005

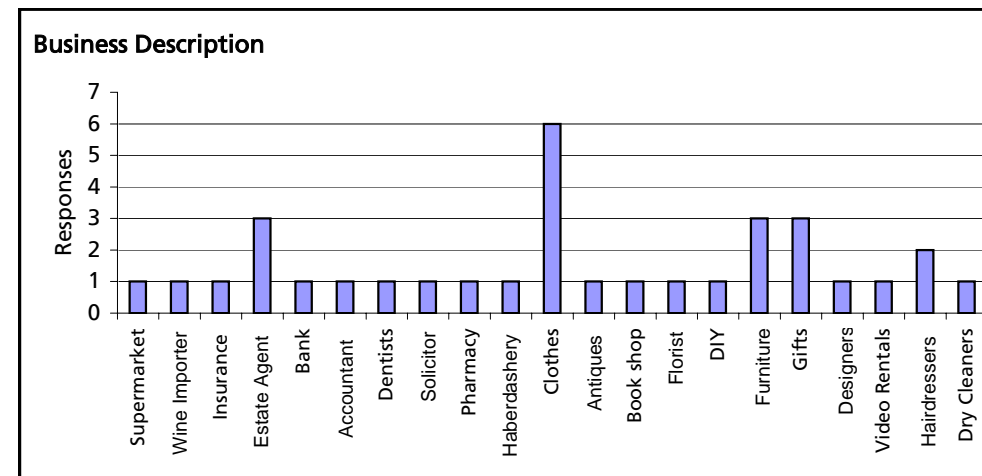
### Nature of Businesses

Nature of Businesses Surveyed	Number
Retailer - Convenience	1
Retailer - Comparison	18
Financial/Professional Services	9
Other Services	0
Food and Drink	0
Office	1
Other	1



### Business Description

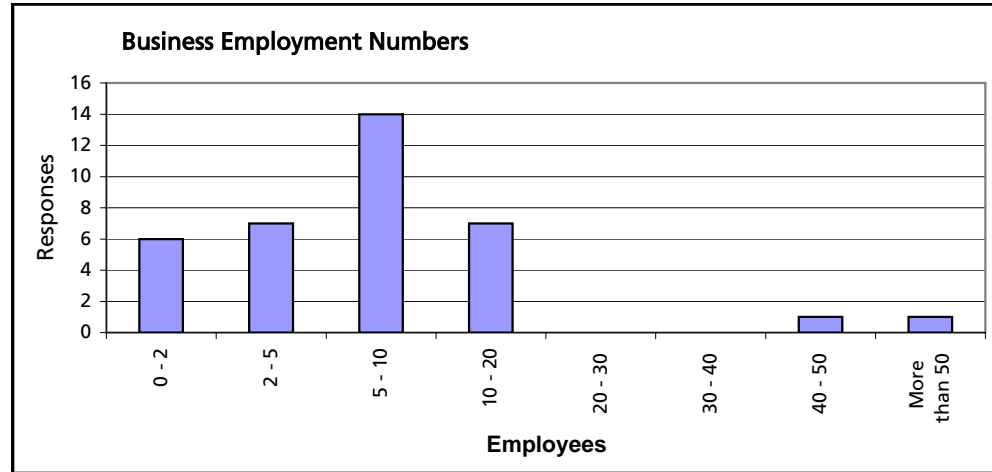
Business Description	Number
Supermarket	1
Wine Importer	1
Insurance	1
Estate Agent	3
Bank	1
Accountant	1
Dentists	1
Solicitor	1
Pharmacy	1
Haberdashery	1
Clothes	6
Antiques	1
Book shop	1
Florist	1
DIY	1
Furniture	3
Gifts	3
Designers	1
Video Rentals	1
Hairdressers	2
Dry Cleaners	1



Dry Cleaners	1
--------------	---

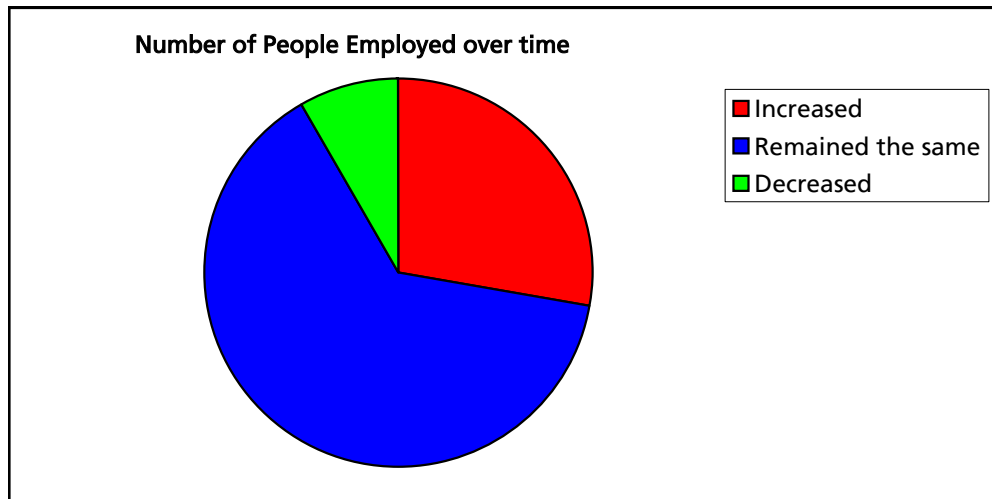
### People Employed

Number of People Employed	Number
0 - 2	6
2 - 5	7
5 - 10	14
10 - 20	7
20 - 30	0
30 - 40	0
40 - 50	1
More than 50	1



### Number of People Employed Over Time

Increased	10
Remained the same	23
Decreased	3

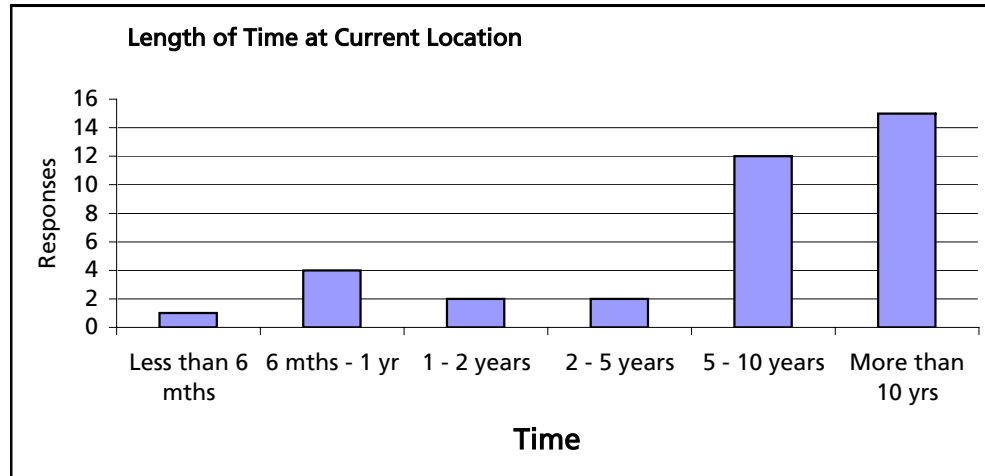






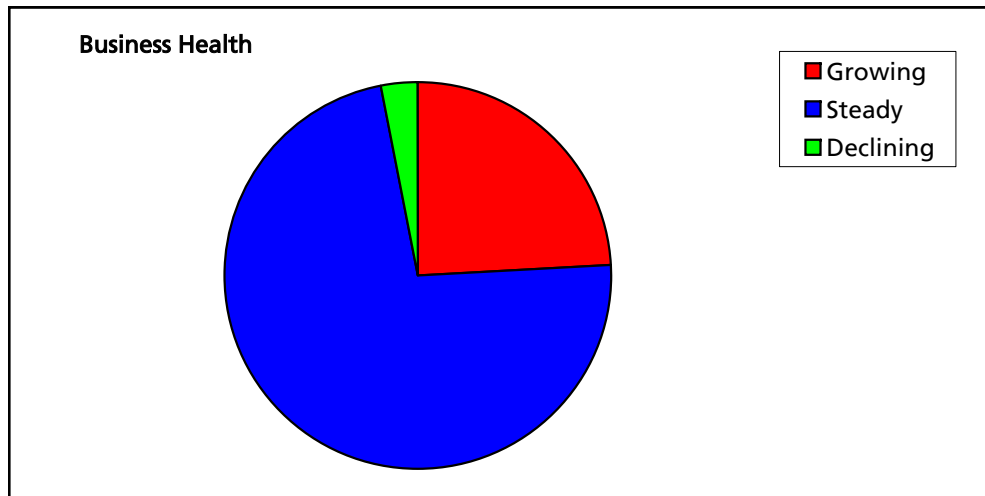
**Length of Time at Current Location**

Length of Time Business has been at its current address	Number
Less than 6 mths	1
6 mths - 1 yr	4
1 - 2 years	2
2 - 5 years	2
5 - 10 years	12
More than 10 yrs	15



**Business Health**

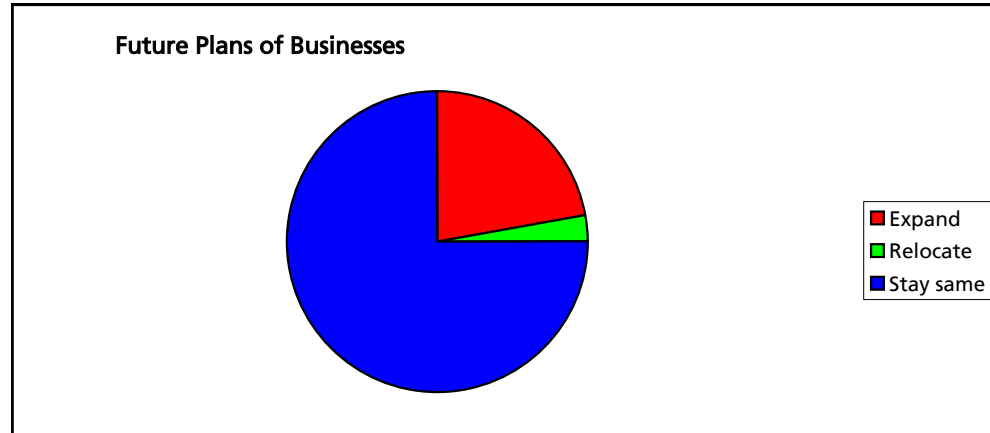
Number of businesses:	Number
Growing	8
Steady	24
Declining	1





### Future Plans

Businesses which are planning to	Number
Expand	8
Relocate	1
Stay same	27



### Summary

A total of 36 businesses in Berkhamsted responded to this survey

Over half of the respondents to the questionnaire were comparison goods retailers, 5 of these were clothes retailers

39% of businesses which responded, employed between 5 - 10 people; two employed over 40 people. A majority of businesses described their employee levels as being steady and 3 stated that the number of employees had decreased.

42% of businesses have been in the area for more than 10 years. Only 1 business had been there less than 6 months.

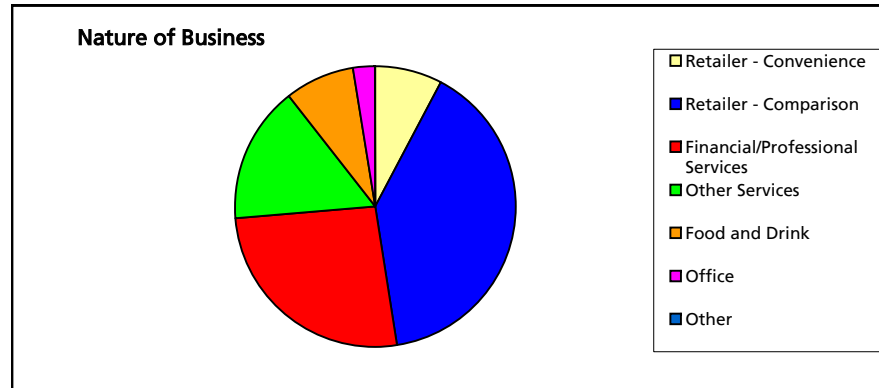
67% of respondents described their business as steady, however 8 described their business as growing.

A majority of businesses described their future plans as staying the same with no plans to relocate or expand; 8 described their businesses as expanding in the near future.

## Hemel Hempstead Town Centre Businesses Survey 2005

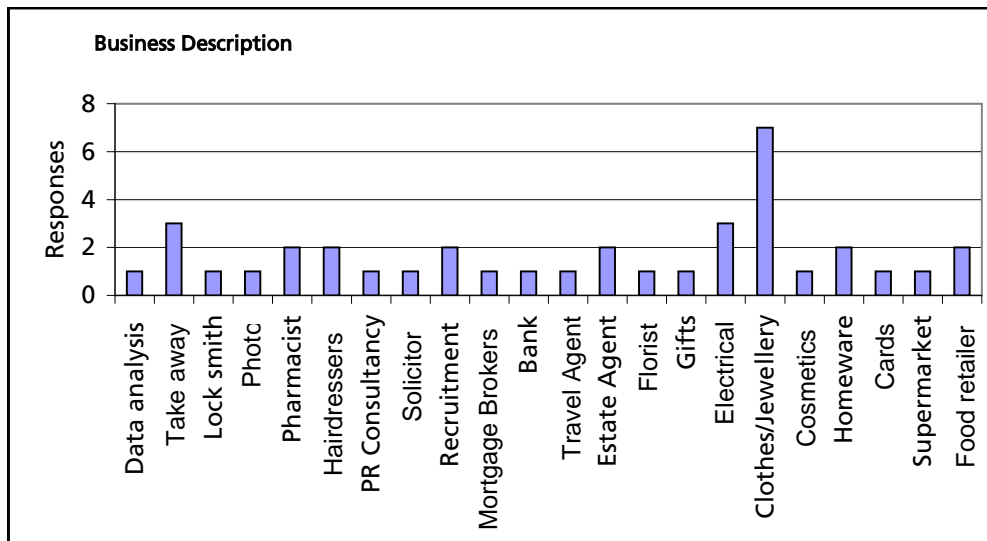
### Nature of businesses

Nature of Businesses Surveyed	Number
Retailer - Convenience	3
Retailer - Comparison	15
Financial/Professional Services	10
Other Services	6
Food and Drink	3
Office	1
Other	0



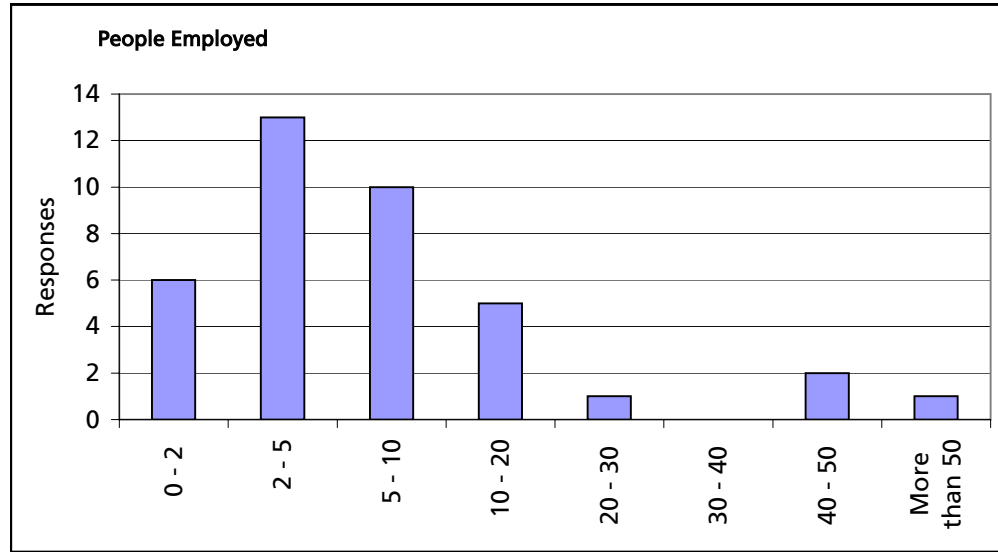
### Business Description

Business Description	Number
Data analysis	1
Take away	3
Lock smith	1
Photo	1
Pharmacist	2
Hairdressers	2
PR Consultancy	1
Solicitor	1
Recruitment	2
Mortgage Brokers	1
Bank	1
Travel Agent	1
Estate Agent	2
Florist	1
Gifts	1
Electrical	3
Clothes/Jewellery	7
Cosmetics	1
Homeware	2
Cards	1
Supermarket	1
Food retailer	2



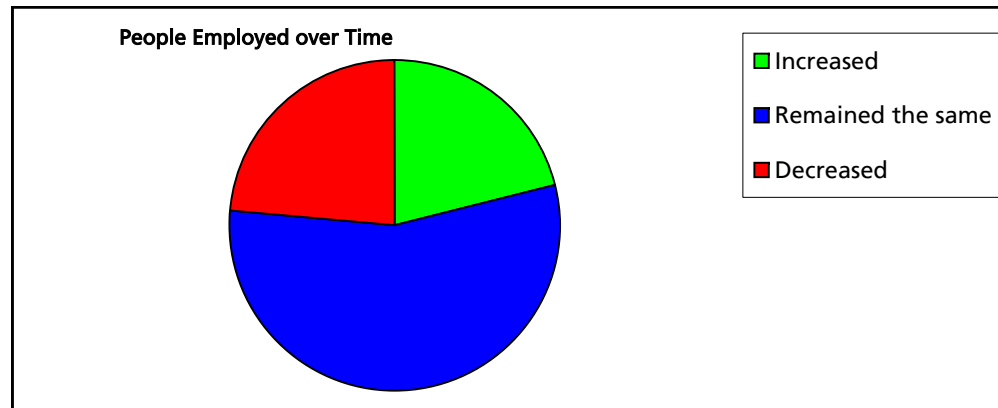
**People Employed**

Number of People Employed	Number
0 - 2	6
2 - 5	13
5 - 10	10
10 - 20	5
20 - 30	1
30 - 40	0
40 - 50	2
More than 50	1



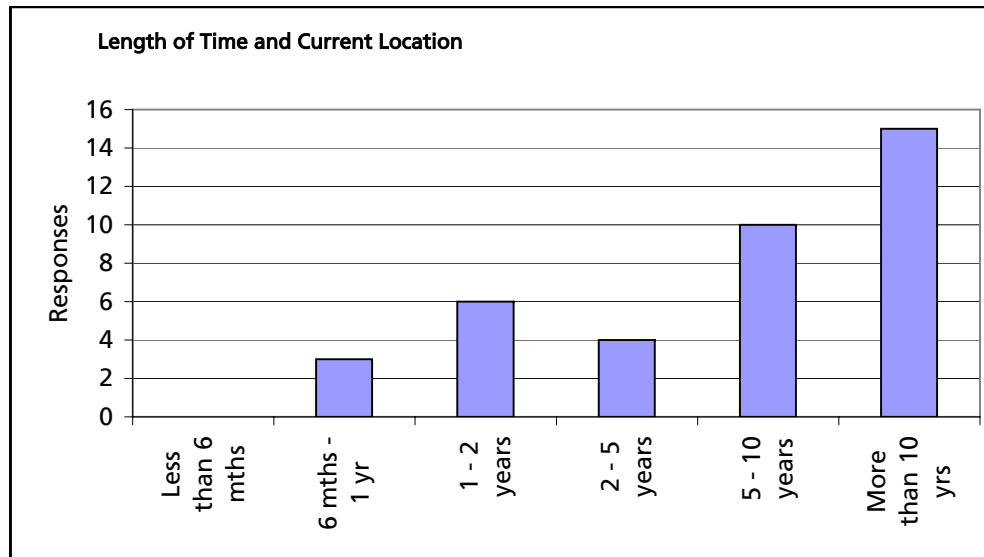
**Number of People Employed over Time**

Increased	8
Remained the same	21
Decreased	9



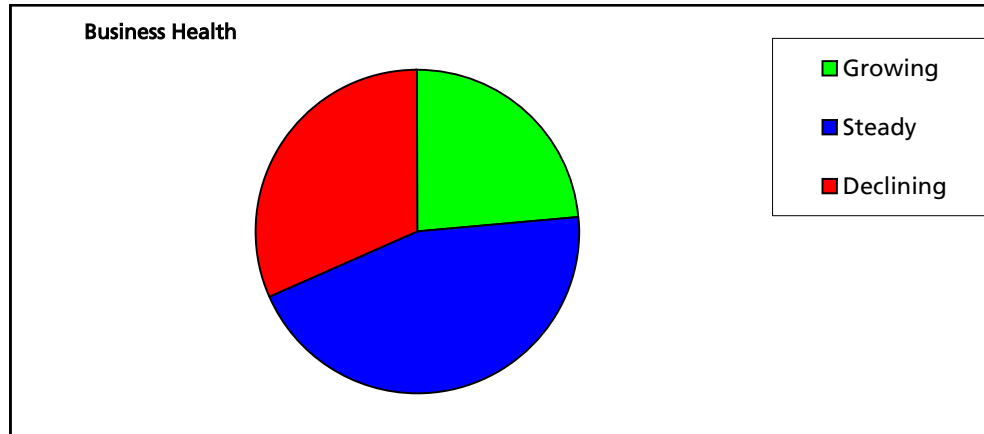
**Length of Time at Current Location**

Length of Time Business has been at its current address	Number
Less than 6 mths	0
6 mths - 1 yr	3
1 - 2 years	6
2 - 5 years	4
5 - 10 years	10
More than 10 yrs	15



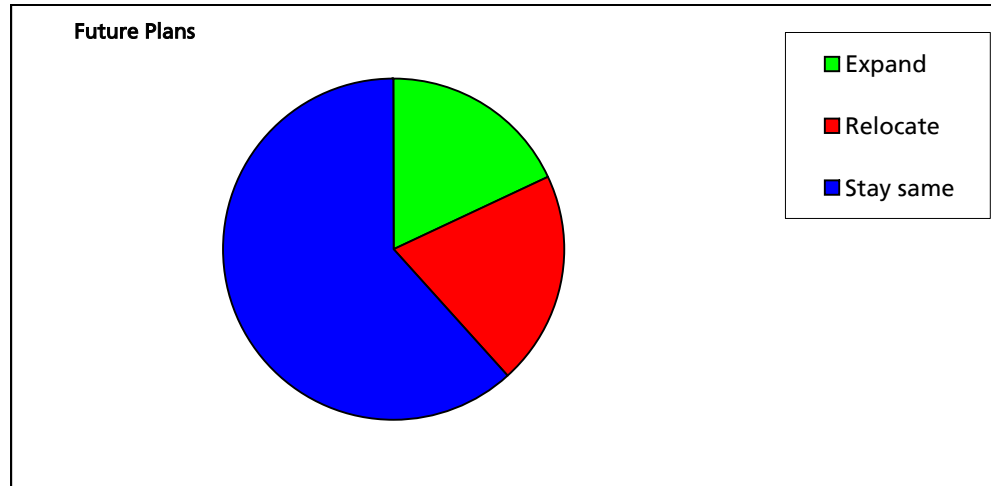
**Business Health**

Number of businesses:	Number
Growing	9
Steady	17
Declining	12



### Future Plans

Businesses which are planning to	Number
Expand	7
Relocate	8
Stay same	24



### Summary

A total of 38 businesses in Hemel Hempstead responded to this survey

40% of the respondents to the questionnaire were comparison goods retailers, 26% were professional service providers. 48% of the comparison goods retailers were clothing outlets.

34% of businesses which responded, employed between 2 - 5 people; four businesses employed over 20 people. 55% of the businesses described their employee levels as being steady and 21% stated that the number of employees had increased.

66% of respondents have been in the raea for over 5 years. Three businesses are relatively new, opening up in the last 6mth-1 year.

45% of respondents described their business as steady, however 32% described their businesses as declining.

A majority of businesses described their future plans as staying the same with no plans to relocate or expand; 7 described their businesses as expanding in the near future and 8 had plans to relocate.

	Tring	Berkhamsted	Hemel Hempstead
<b>Advantages of Town Centres</b>			
Specialist retailers	Red		
Friendly town	Red		
Accessible		Blue	Green
Large catchment area		Blue	Green
Clean and tidy			Green
Affluent catchment		Blue	Green
Good attractions		Blue	
<b>Weaknesses of Town Centres</b>			
Lack of parking	Red	Blue	Green
Litter	Red		
Lack of attractions	Red		
Heavy through traffic	Red		
Lack of variety of size of retail units	Red	Blue	
Vacancy			Green
Competition between other centres			Green
Difficult to recruit staff			Green
Lacks uniqueness			Green
Poor architectural quality			Green
<b>Problems experienced by retailers in towns</b>			Green
Lack of convenient customer parking			Green
Low footfall in some retail areas within the town			Green
Poor trading on Sundays/Thursday evenings			Green
Vandalism and petty crime		Blue	Green
Not enough visitors from outside town centre			Green
Traffic problems	Red	Blue	
<b>Improvements to increase attractiveness and prosperity of the town</b>			
Expand retail/leisure offer in town	Red		Green
Pigeon control	Red		
Encourage late night shopping	Red		
Encourage Sunday trading		Blue	
Improve the market			Green
Improve the pavements			Green
Introduce more colour		Blue	Green
Bring entertainments in to the area		Blue	Green
Increase pedestrianisation		Blue	
Review parking measures	Red	Blue	
Review traffic flow measures		Blue	